


# WAC NEWSLETTER



March 2024 Issue 27 | [info@willametteartcenter.com](mailto:info@willametteartcenter.com) | 503-365-3911

## IN THIS ISSUE

- New Board Members
- WAC Outreach
- Amanda's Glaze Tips
- Let's Get Planning
- Family Clay Sunday
- and more....

## *I Can Do It!*

Here are some cool WAC patron clay goals for 2024. What are your goals?

- Throw 5 lbs. of clay successfully. — Emma
- Practice as consistently as possible to improve my throwing skills. I also want to explore creative surface decorating. — Pamela Black
- Learn more about glazing and how to achieve certain effects, best practices, etc. — Rachel
- More glazing knowledge! (I'd love a workshop.)
- Throw larger on the wheel. Hone my throwing skills. Get better at making handles. — Damion
- "Bigger, Taller and Thinner" in 2024! — Jay
- Finish a project I can be proud of. — Dianne
- Make a set of 4 matching mugs. — Heather
- Have fun! Meet people. Throw some planter pots and whiskey glasses. — Jim

## UPCOMING WORKSHOPS

### MARCH

16-18 | **Drum Workshop** with Jim Ransom

24 | **Beyond Centering Workshop** with Chantal Barton

Sign up @ [www.willametteartcenter.com](http://www.willametteartcenter.com)

## WHO'S WHAT?

If you are hearing "Susan this" and "Bailey that" around the studio and wonder who they are, the gas kiln, located behind the studio is named Susan in honor of Susan Sarandon. To



quote Nikki Svarverud, "she may be old but she's still hot!" Susan has just been rebuilt and plumbed and will be back in action soon. Thanks to Doug Dacar for the rebuild.

Bailey is a newer gas kiln located in the Raku shed area. Bailey is named after the manufacturing company that made that kiln. Both kilns are the work horses of the Center.

# BOARD NEWS

The following members were elected to the Board of Directors in October for three-year terms:

Carla Axtman, Pam Baldwin, Wendy Cornelisen, and Dana Field.

## Next Board Meeting

March 13 @ 5:30 p.m. in the Gallery

## DIRECTOR'S CORNER

I want to thank everyone at Willamette Art Center for making me feel so welcome and for helping me learn.



We've been listening to you and heard your request for more open studio time. Because we have a small space, we must make tradeoffs. To expand open studio, we lost an evening beginning wheel class. I will be watching and listening to see how this schedule works for our patrons and may adjust in subsequent sessions.

In other news:

- A group of volunteers has been putting time into getting Empty Bowls 2024 off the ground. If you have time and skills to offer, please look for the calendar notices for opportunities to participate.
- We're still waiting on the repair of our kiln, "Susan." Meanwhile, we fired "Bailey" and have made a big dent in the backlog.
- Due to changes in availability of materials, Nikki is testing new recipes for our glazes. Please let us know if you have questions about how the new glaze formulations will affect performance.

We're always looking for ways to improve your experience at WAC. Send me an email, [lisa@willametteartcenter.com](mailto:lisa@willametteartcenter.com) or give me a call with your ideas. I look forward to hearing from you.

— Lisa Joyce, Executive Director

## PRESIDENT'S MESSAGE

Hello Fellow Potters!

With a record number of classes, workshops, and special events (Family Clay Sunday!), the studio is buzzing with activity and your board and staff are hard at work pushing our little studio through 2024 and beyond. We are impressed with our new Executive Director, Lisa Joyce, and excited about the great opportunities that she presents.

The Board has several weighty topics on our agenda this year, including re-engineering two of our main events (Empty Bowls & Artisans' Village). We have also undertaken an effort to carefully evaluate our mission and ensure that it aligns with WAC's values and goals. Our mission is the crucial guide for our organization and everything we do (as a board and staff) must be in service to our mission. Stay tuned for more on this topic throughout 2024!

Thank you, thank you, thank you to our wonderful staff, instructors, monitors, patrons, and volunteers. You make Willamette Art Center a fun and affordable place to play with clay.

— Sage Dunham, President of the Board

### Board of Directors

If you have ideas, questions or concerns feel free to connect with a board member. They represent you and want to hear from you.

Sage Dunham - President  
Dana Field - Vice President  
Claudia Hill - Secretary  
Dave McConnell - Treasurer

### Directors at Large

Jennifer Lassen  
Heather Skinner  
Pam Baldwin  
Carla Axtman  
Wendy Cornelisen



# AMANDA OHRN'S GLAZING TIPS

To see more, check out [@ohnamanda](#) and [#wacglazes](#) on Instagram.



## 01 Berry Bowl

This berry bowl was dipped in Seafoam to within 1/2" of the rim. The rim was then dipped in Amber Celadon, with about 1" of overlap between the two glazes which was speckly and a bit purple.




## 06 Flat Rimmed Bowl

The rim is brushed with red iron oxide stain and sponged back. Wax is applied. The whole piece is dipped in Woo Blue Brown.



## 02 Blue Wiggle Wire plate

A wiggle wire plate glazed in Jeff's Long Beach Blue. Where it is thinnest, it turns gray/green/brown.



## 07 Textured Mugs

Basically, the same mug with one difference: wax. Apply Red Iron Oxide stain to the textured parts of both mugs and wipe it back with a damp sponge. The mug on the left is dipped in Woo Blue Bown. The mug on the right has wax applied to the texture before dipping in the same glaze, creating different results.



## 03 Green Mug

A monstera leaf mug. The leaf was brushed with red iron oxide stain and lightly wiped back with a damp sponge. The stained area was waxed and the whole piece dipped in Green Satin Matte.



## 08 Blue Plate

An example of how great celadons can be over faint textures. This Blue Celadon picked up every detail. The Umpqua White clay body resulted in a very bright blue finish.



## 04 Faceted Bowl

A faceted bowl with Amber Celadon outside and Rutile Blue inside. To begin, pour the Rutile Blue inside and pour it out. Dip the bowl upside-down into Amber Celadon with about 1/4" overlap between the two glazes inside the rim.



## 05 Leaf Jars

Paint on Chrome Oxide leaves under clear glaze on B-mix clay.




## 09 Dandelion-ish Plate

Glaze in Chun White. Stir bucket well and then give plate a quick dip.



# emptyBOWLS



SPONSORED BY



With gratitude for hosting this event



A special THANKS for TOT funding



## EMPTY BOWLS A SUCCESS

We are proud to announce that we have delivered a check for **\$20,000** to the Marion Polk Food Share. Thank you potters and members who worked tirelessly to make this community service a success.

Thank you so much to the Empty Bowls Sponsors for continuing their support. Sponsorships help cover the expense of clay, glazes, and firing 1,500 bowls and allows us to fulfill our goal of helping the Marion Polk Food Share feed residents in our area.



# LET'S GET PLANNING

## 2024 Events

Come one, come all to the first 2024 Empty Bowl and Artisans' Village combined planning session on **March 12 at 5:30 p.m.** in the studio. Join your fellow potters to share information and discuss the various volunteer options throughout the year, aimed at hosting two successful WAC sponsored community events. Bring your questions, answers, and fresh ideas!  
— Claudia Hill



### Spotlight

on art created by  
WAC patrons

By Tom Keck

## With Gratitude

Family Clay Sunday assistant, **Doug Dacar**, and volunteers **Jan Prowse, Kylie Gee, Amy Lake, Margrethe and Greg Gregg, Alli Matney, Pam Baldwin, Molly MacMorris-Adix, Emily Peterson.**

**Doug Dacar** for ongoing facility maintenance

Recycle clay pugging team: **Dana Field, Greg Gregg, Rollie Smith, Fred Hamann**

Outgoing Board members: **Jesse Breon, Jennifer Beugli**, and **Kevin Herzberg** for their many contributions.

### Board Committees and Chairs

**Auditing** — Wendy Cornelisen

**Nominating/Bylaws** — Pam Baldwin

**Personnel** — Sage Dunham

**Strategic Planning** — Carla Axtman

**Budget** — Dave McConnell

**Membership** — Jennifer Lassen

**Scholarships** — TBA

**Marketing/Communication** — Lisa Joyce

**Safety/Facility** — Dana Field

## A MESSAGE FROM MARION POLK FOOD SHARE

Dear WAC Community,

Thank you all at the Willamette Art Center for your very generous support through Empty Bowls. We are very grateful for your generosity and for the many artists who donated their time and talents to make so many beautiful bowls and art pieces to benefit our community.

Your support makes a significant difference in the lives of our neighbors who are facing hunger. With your generosity, you are bringing hope to these individuals in our community, reminding them that they are not alone.

Gratefully,  
Rick Gaupo, President & CEO  
Marion Polk Food Share



# Family Clay

*"Thank you for being here. We had so much fun!"*

*"We love coming here each week."*

*"We brought the whole family today!"*

The word is out. Family Clay Sunday is back, packed and going strong!

So, what's all the excitement about? On the first and second Sundays each month, clay enthusiasts, young and old, create clay pieces under the skilled instruction of Kelly Matney, FCS Director, who offers weekly projects designed to teach fundamental, cumulative hand building techniques. On the third Sunday, families return to glaze their bisque-fired pieces.

Sessions are 12 to 3 p.m. Enter the yellow gate on Silverton Road at the State Fairgrounds to WAC on the left. If you are looking for an affordable, fun activity, the Willamette Art Center is the place to be. Learn new nitty-gritty skills, express your creative side, spend time with family and friends, laugh, and share that special "joy in clay" play.

— Pam Baldwin

## COST

\$5 per person per session (*glazing included*)

## TIME

12 - 3 p.m.

## DATES

March 3, 10, 17

April 7, 14, 21

May 5, 19

*(closed 5/21 for Mother's Day)*

## PLEASE DON'T THROW THEM AWAY!

Family Clay is having great success! We would appreciate donations of clay tools to support more Family Clay artists. Please consider donating new or used tools:

- Working or broken clay or carving tools. (We're happy to repair them)
- Paintbrushes
- Texture stamps and rollers
- Sponges
- Letter stamps
- Small cookie cutters (2" or less)
- Wooden dowels
- Ribs

If you are available any of the first three Sundays in a month (12-3 p.m.), please see the sign up sheet on the studio door and join the magic that is happening at the studio.

— Kelly Matney, FCS Director



## Willamette Art Center

PO Box 7498, Salem, Oregon 97303 | 503-365-3911 | [willametteartcenter.com](http://willametteartcenter.com) | [info@willametteartcenter.com](mailto:info@willametteartcenter.com)  
Newsletter Team | Pam Baldwin, Editor — Josie Hummert, Graphic Design

# OPPORTUNITIES

## ART VENDORS @ ENGLEWOOD FOREST FESTIVAL

For the 6<sup>th</sup> year, WAC's neighborhood friends are holding the Englewood Forest Festival Saturday, August 10, in Englewood Park from 10 a.m. to 4 p.m. This is the 6<sup>th</sup> year of the festival featuring music, dance and booths celebrating art and the environment. Applications for vendors are now available online at [englewoodforestfestival.org](http://englewoodforestfestival.org). They are especially excited to welcome local artists, so go to their website, take a virtual tour, and sign up today! WAC will be there sharing information and painting rocks!

## SEEKING ARTISTS FOR ARTISANS' VILLAGE @ STATE FAIR

We are currently seeking artists and musicians for Artisans' Village during the State Fair, August 25 through September 4. The hours are 10 a.m. to 8 p.m. daily. The village will again be in the Garden Area of the fairgrounds. Thousands of people visit the Artisans' Village each year, and it's a great opportunity to sell your art or share your musical talent. The 2024 application will be online soon. Contact Lisa Joyce, [lisa@willametteartcenter.com](mailto:lisa@willametteartcenter.com).



*Spotlight*  
on art created by WAC patrons



By Candace Ulbricht



By Max Torres

## VOLUNTEERS NEEDED

### Spring Clean-Up

It's time to clean up around the studio. More hands makes lighter work. Tasks include window washing, deep cleaning around equipment, clearing shelves, cleaning gutters, and more. We'll have all the supplies necessary. **Helpers can enjoy open studio for the rest of the day!**

**MARCH 23 | 10:30 A.M. TO 12:30 P.M.**

# Bonsai

Spring is fast approaching and many of us are itching to get outside and dig in the dirt. But one Salem area gardening group, the Willamette Valley Bonsai Society, designs and grows plants year-round, rain or shine in pots. This group, which meets at the Center 50+, is made up of bonsai enthusiasts who started a club to assist each other and enjoy the beautiful art of bonsai.



They met at WAC six times this winter and created special bonsai planters with their instructor, Doug Dacar. Despite some special shape, height, and other size needs, the bonsai planter design possibilities are endless.

*“The Society welcomes anyone from the curious novice to experienced master. Participating in the Society is an excellent way to learn the techniques of bonsai and to discover the local resources available for bonsai plant material, pots, and other supplies.”*

If you are interested in joining their group, check out their website, [willamettevalleybonsai.org](http://willamettevalleybonsai.org).



---

# WAC Outreach

Did you know WAC will host private educational and community events? Anything from a field trip for a class or group, team building, club activities, and more. WAC can help you plan a fun activity.

Under the direction of Nikki Svarverud, WAC has hosted several groups recently:

- Rayma Homeschool — cocoa mugs
- Chelsea Homeschool — coil/pinch pots
- Girl Scout Troop — heart boxes

If you would like to schedule a clay workshop for a special group, contact, [lisa@willametteartcenter.com](mailto:lisa@willametteartcenter.com).





# CLASS PICS

